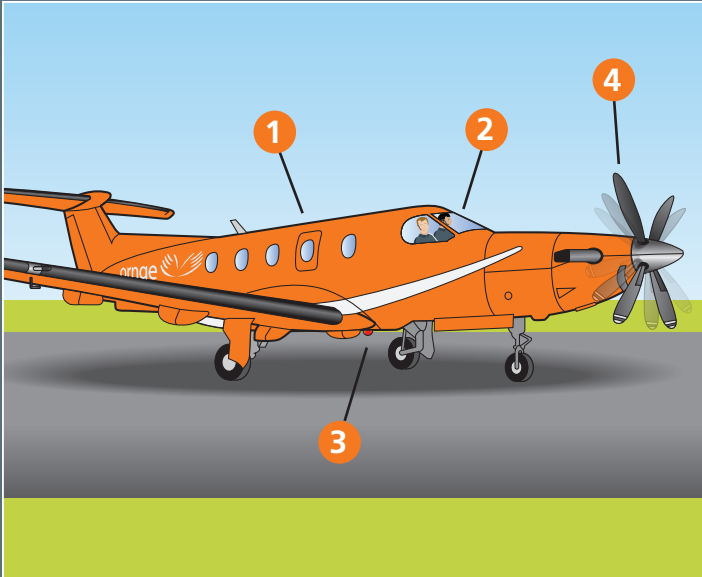
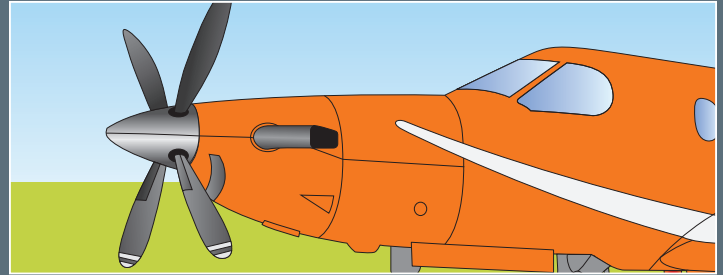


APPROACHING OR LEAVING A FIXED WING AIRCRAFT

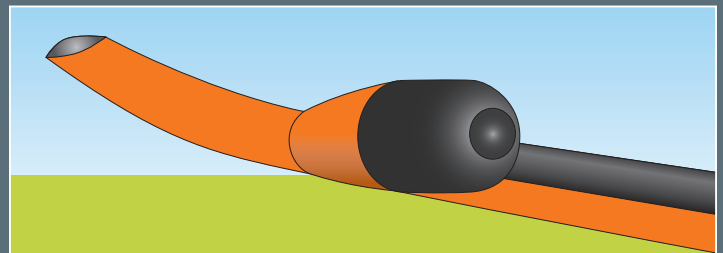
Signs an aircraft is ready to move...



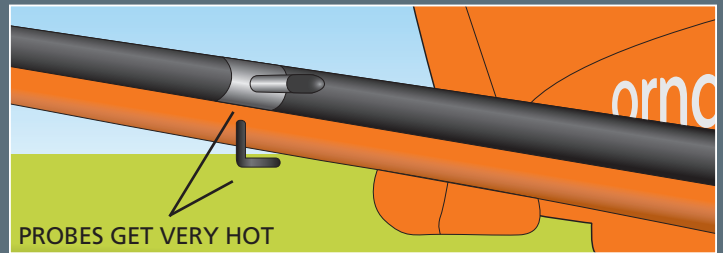
Use Caution when approaching:



The propeller.



Winglet (tip of the wing) and radome.



Silver probe (angle of attack indicator) on front of wing and the bar below it (pitot tube).

Do not approach an aircraft when:

1. The aircraft doors are closed.
2. The pilots are in the cockpit.
3. The red rotating beacon is activated.
4. The propeller is spinning.

VEHICLE SAFE APPROACH CORRIDOR



1. Vehicle must maintain a distance of approximately 50 feet or at least 2 vehicle lengths from the aircraft until signalled by a pilot that it is safe to approach.
2. The vehicle should always remain a minimum of a vehicle length from the closest part of the aircraft.
3. Vehicle must have a flight crew member marshalling them if it is required to back up towards the aircraft.